

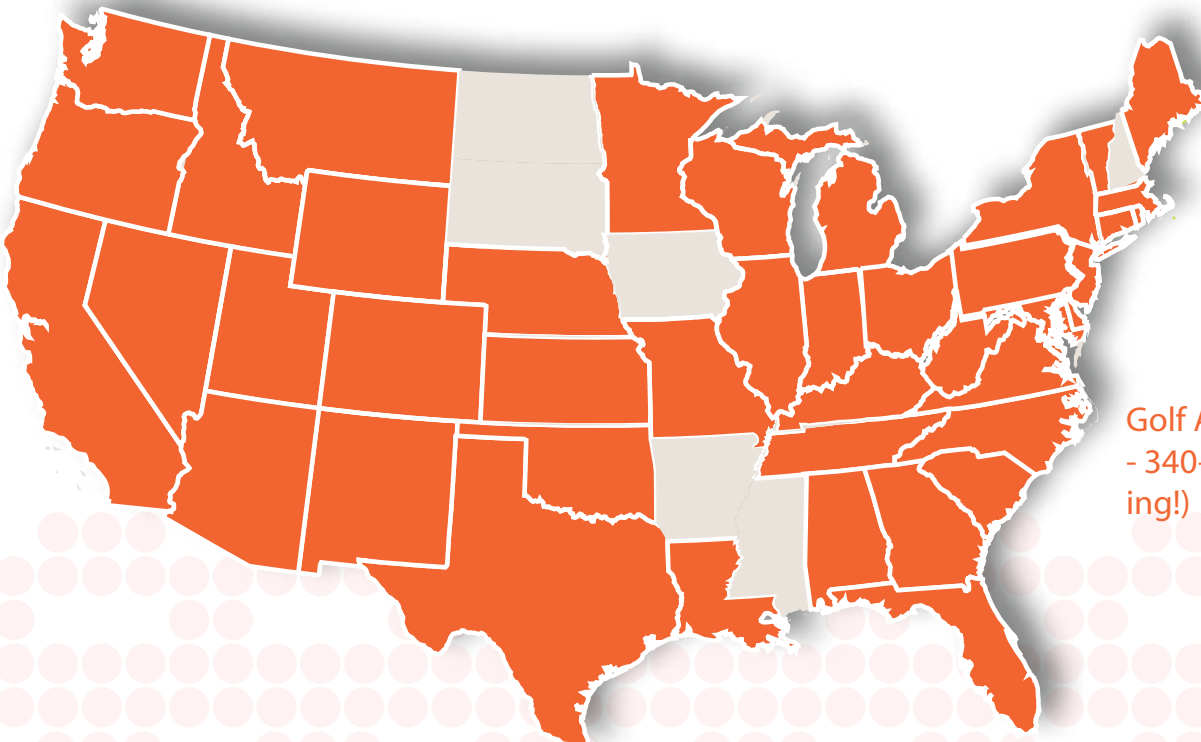
# WELCOME TO BOXGROOVE.COM

**Boxgroove.com** is pleased to welcome the members of your club to our network. Using a simple, reliable website, Boxgroove.com offers avid golfers an array of unique golf experiences at private courses across the country. Through our new relationship with your club, we are pleased to offer complimentary **Value Memberships** to all club members.

**Please Note: You will need your club membership ID to redeem your Value Membership.**

As Value members of Boxgroove.com, you will have the ability to...

- Request and schedule tee times within a growing network of **private** country clubs
- Create a personal profile page and network with hundreds of avid golfers
- Conveniently schedule tee times at exclusive clubs when traveling
- Host fellow Boxgroove.com golfers of your choosing at your home course



Golf Across the U.S...  
- 340+ Clubs (and growing!)

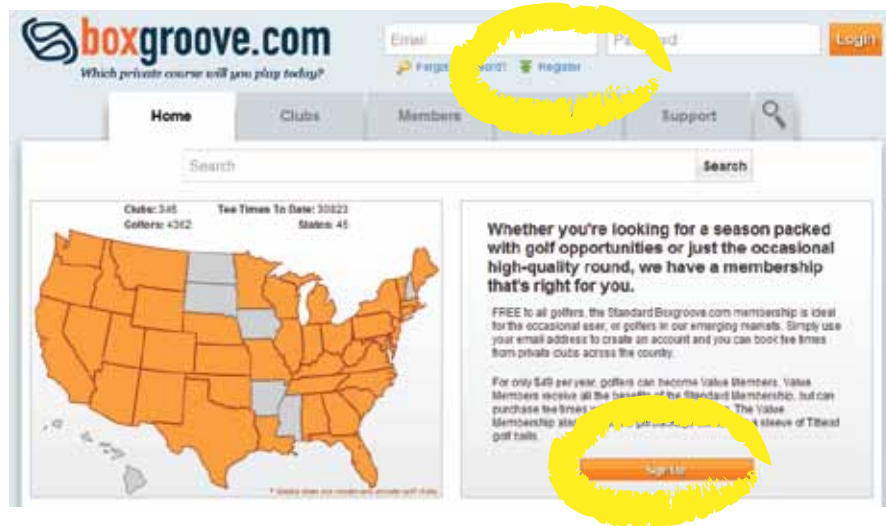
Are you ready to elevate your golf game? Follow the activation instructions presented on the following page and begin experiencing the power and ease of

**Boxgroove.com!**

# ACTIVATING YOUR ACCOUNT

Activating your complimentary **Value Membership** is quick and easy, just follow these instructions...

1. Visit our website at <http://www.boxgroove.com>
2. Click "**Register**" (just below the login fields) or the orange "**Sign Up**" button to the right of the U.S. map.



3. Begin entering your user information on the subsequent screen, beginning with your email address, desired password, and zip code.
4. Once you've filled out all the fields and accepted the terms and conditions, a "**Continue**" button will appear at the bottom of the form. Click on this button to advanced to step 2 of the registration.

(Continued On Next Page)

# ACTIVATING YOUR ACCOUNT

5. On step 2 of the registration, enter your full name, mobile phone, gender, birthday, and check the box that states you are a member of a private club.

Once again, when all fields are completed a "Continue" button will appear, click on this to advance to a registration confirmation page.

**Member Registration** Step 2 of 2

Please fill out the form below to provide us with a little information about who you are. Boxgroove.com never shares your personal information.

Name: John Smith

Mobile Phone: 5555551234

Gender: Male

Birthday: 03/25/1952

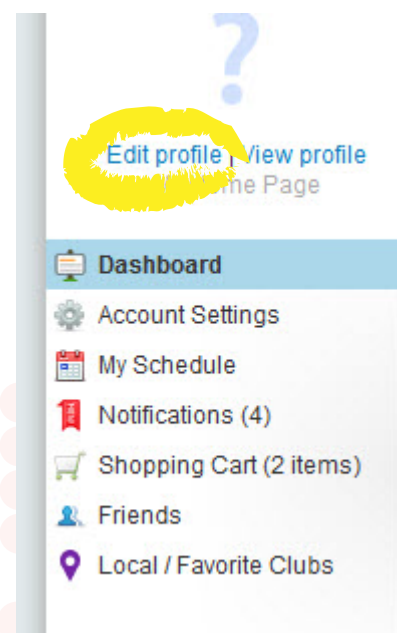
I am a member of a private club

Back Cancel **Continue**

6. Review the information displayed on this final page then click "Complete Registration".
7. After completing registration, you will be redirected to your home page (dashboard). If you checked the box indicating that you belong to a private club you should see a yellow welcome message with a link to "Add your club membership". Follow this link and skip to step 9 to activate your complimentary **Value Membership**. Alternatively, if you do not see this link you can click on the "Edit profile" link just above the left side navigation



--OR--



(Continued On Next Page)

# ACTIVATING YOUR ACCOUNT

8. In the side-nav of the “Edit profile” page, select the “Club Memberships” tab.

**John Smith**  
Currently editing profile

**Club Memberships**

Club Name:  [Add This Club](#)

You don't have any club members

- Oakwood Country Club**  
Canton, OH
- Oakwood Country Club  
Coal Valley, IL
- Oakwood Country Club  
Kansas City, MO
- Oakwood Country Club  
Enid, OK
- Oakwoods Country Club  
Wilkesboro, NC

[Edit profile](#) | [View profile](#)  
[My Home Page](#)

- Basic Information
- Account Settings
- Photos
- Club Memberships**
- Education & Work
- Contact Information

9. In the “Club Name” field start to type the name of your club. As you type an auto-complete list will drop down where you can select your club. After selected the appropriate club click the blue “Add This Club” button next to the field.
10. Under the club name, enter your membership ID (including any leading 0's) and the date you joined your club, then click “Save”. Though you and your spouse must register separately, you may register using the same membership ID.

## Club Memberships

Club Name:  [Add This Club](#)

**Oakwood Country Club**  
Canton, OH

Membership ID:

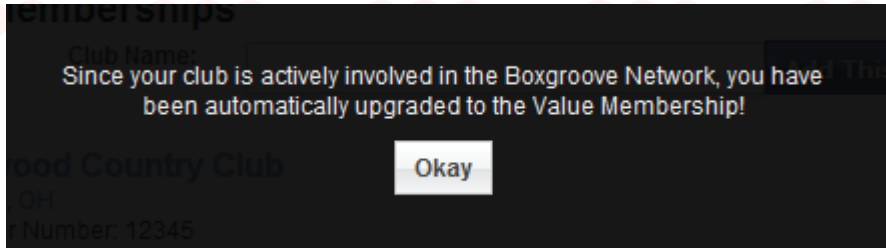
Join Date:

[Save](#) [Cancel](#)

(Continued On Next Page)

# ACTIVATING YOUR ACCOUNT

11. After saving your club membership, you will see the following notice indicating that you have been upgraded to a Value Membership.



**Note:** Additionally you may check to see if you have been upgraded to a Value membership by selecting the “Account Settings” tab in the side-nav.

*Welcome To Boxgroove.com!*

## GETTING STARTED

1. Once you have activated your Value Membership we recommend that you take a few minutes to fill out your profile. Using the side-nav you can select tabs where you can edit your “Basic Information”, “Golfer Information”, and “Photos” (where you can upload a default profile picture) to name but a few.
2. The first item that you should edit is your handicap index located on the “Golfer Information” tab. This is used in many different features on Boxgroove.com and is required in order to request a tee time.

**Note:** If you do not fill out your handicap index now, anytime you try to access a feature within Boxgroove that requires a handicap on record, you will be asked to enter your handicap before you can proceed.

(Continued On Next Page)

# GETTING STARTED

3. Once you have entered your handicap and filled out your profile then it's time to get started!
4. Click on the "Clubs" tab from the main menu on top. There you will be able to find clubs by state/metropolitan area. To book and/or request a tee time from a member club, visit the club's profile by clicking on the name of the club. To view all tee times posted for a club, click on the "Tee times" menu item in the side-nav.

Again, we are pleased to welcome you to the Boxgroove.com network. If we can ever be of assistance, please don't hesitate to contact us.

***See you at the turn...***

***The Boxgroove.com Customer Service Team***

***customer.service@boxgroove.com***

***1-(888)-918-1872***



**boxgroove.com**

*Where will you play today?*